



## **WEBSITE TECHNICAL REQUIREMENTS**

# **ABOUT THIS DOCUMENT**

## **INTENT**

To provide documentation of all known web dependencies and functional requirements. This includes desired functionality, third-party integrations, and implementation method(s) which the website will rely on.

# SITEMAP & WIREFRAMES

## Sitemap

A catalog of content and functionality on a page-by-page basis.

[VIEW SITEMAP](#)

## Designs

Think of these as the blueprints of your site – or a visualization of the sitemap.

[VIEW DESIGNS](#)

# GLOBAL FEATURES

## Header

**Description:** Logo (home page link) and primary navigation. Fixed navigation bar and shrink diamond logo when scrolling.

**Implementation:** The full header navigation will display on all pages at 0% scroll and remain visible as site visitors scroll down the page. There will be a slight minimizing of the logo in order to condense the header and make more room for page content on scroll.

## Footer

**Description:** The global footer displays at the bottom of every page. It houses contact information, social icons, Trippleseat embedded form, and a copyright line.

Facebook: <https://www.facebook.com/strangreserve>

Instagram: <https://www.instagram.com/strangreserve/>

TikTok: <https://www.tiktok.com/@strangreserve>

<script

src="https://api.tripleseat.com/v1/leads/ts\_script.js?lead\_form\_id=25506&public\_key=3b06060e736679f21331fc617fb41aaf05aea8e3"></script><a id="tripleseat\_link"

href="https://www.tripleseat.com">Private Event Software powered by Tripleseat</a>

- <iframe height="1000" width="100%" frameBorder="0" id="tripleseat\_embed\_iframe"

src="https://api.tripleseat.com/v1/leads/iframe\_embed?lead\_form\_id=25506&public\_key=3b06060e736679f21331fc617fb41aaf05aea8e3"></iframe>

**Implementation:** All items housed in the footer will be accessible in the admin via the Customization panel. The copyright line will be formatted to update the year automatically.

# WORDPRESS POST TYPES

## Posts vs. On-Page Content

The terms “post type” and “on-page content” will be used frequently throughout this document to describe different functionalities.

### What is a post type?

A post type is a WordPress specific way to group different types of content. They are particularly useful in grouping together things that can be listed in multiple places and/or have detailed views that exist separately from other pieces of content. We use post types to store data about a thing in a way that allows us to reuse that data across the site.

### Staff

#### Content requirements:

- Headshot/Photo
- First and last name
- Title
- Email
- Socials

### Gallery

- Modal
- Image
- Optional Creditor

### What is on-page content?

On page content is specific to a page. This includes but is not limited to text, images, buttons, and videos.

### Home Page

- Hero Image
- Get In Touch CTA
- About Text

- Image Slider
- Package CTA's

## **Wedding Packages Page**

- Hero Image
- Get In Touch CTA
- Package Info Text
- Image Slider

## **Bar Packages Page**

- Hero Image
- Get In Touch CTA
- Package Info Text
- Image Slider

## **Corporate Page**

- Hero Image
- Get In Touch CTA
- Package Info Text
- Image Slider

## **Get In Touch Page**

- Get In Touch CTA
- Get In Touch TrippleSeat Embedded Form
- Address, Email, Phone Number

# WORDPRESS BLOCKS

Blocks are used to build the pages of your website. All the content that lives between the header and the footer of the site is created through the use of blocks.

Blocks can either (1) display the content of post types or (2) be populated with on-page content.

## Container Block

**Description:** The Container Block is a good catch-all block for content areas that don't require specific functionality.

**Implementation:** The Container Block will be formatted to accept a wide variety of content types such as columns, text, buttons, images, videos, etc. Some baseline rules for the Container Block will include:

- Max-widths (720px)
- Background color (#D9D9D9)

## Columns Block

**Description:** The Columns Block allows the user to arrange different content blocks into a series of columns.

**Implementation:** The Container Block will be formatted to accept a wide variety of content types such as columns, text, buttons, images, videos, etc. Some baseline rules for the Columns Block will include:

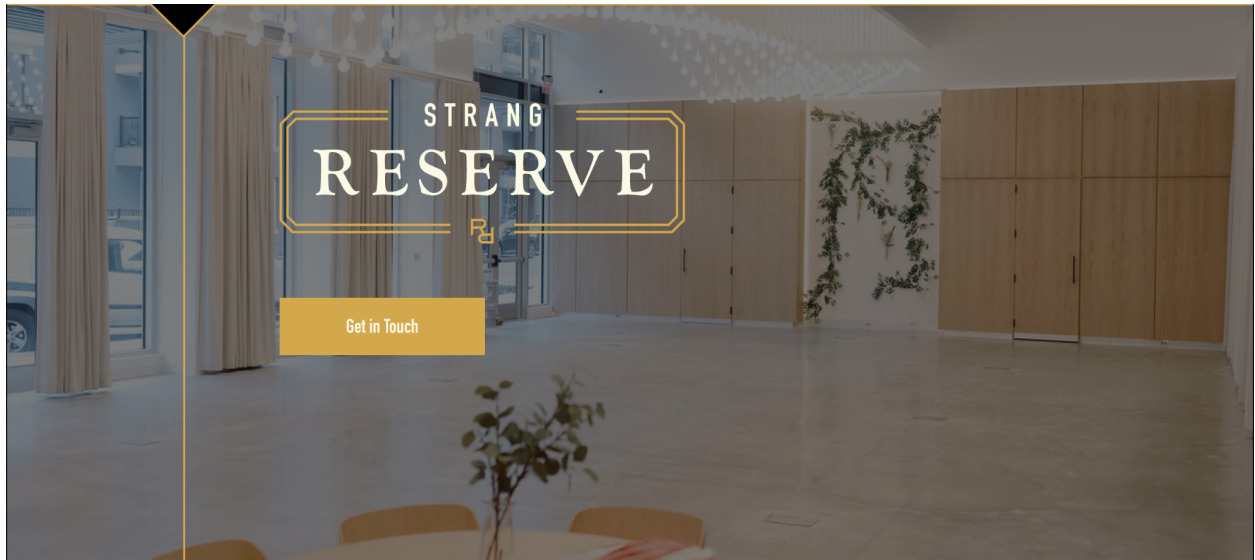
- Number of columns
- Individual column width (%)
- Controls for tablet and mobile views

## Hero Block

**Description:** The Hero Block is the first block on every page. Layout and content will vary slightly depending on the page level.

**Implementation:** The Hero Block will be built with the following options:

- Level selector (First, Secondary)
- First (home page only)
  - Logo as Heading
  - Optional Subheading
  - Optional buttons (2 max)
  - Dark Overlay [50%]
  - Image behind logo and button as a background element, [1280x573]



- Secondary
  - H1 Heading
  - Optional Subheading
  - Optional buttons (2 max)
  - Dark Overlay [50%]
  - Image behind text as a background element [1280x427]





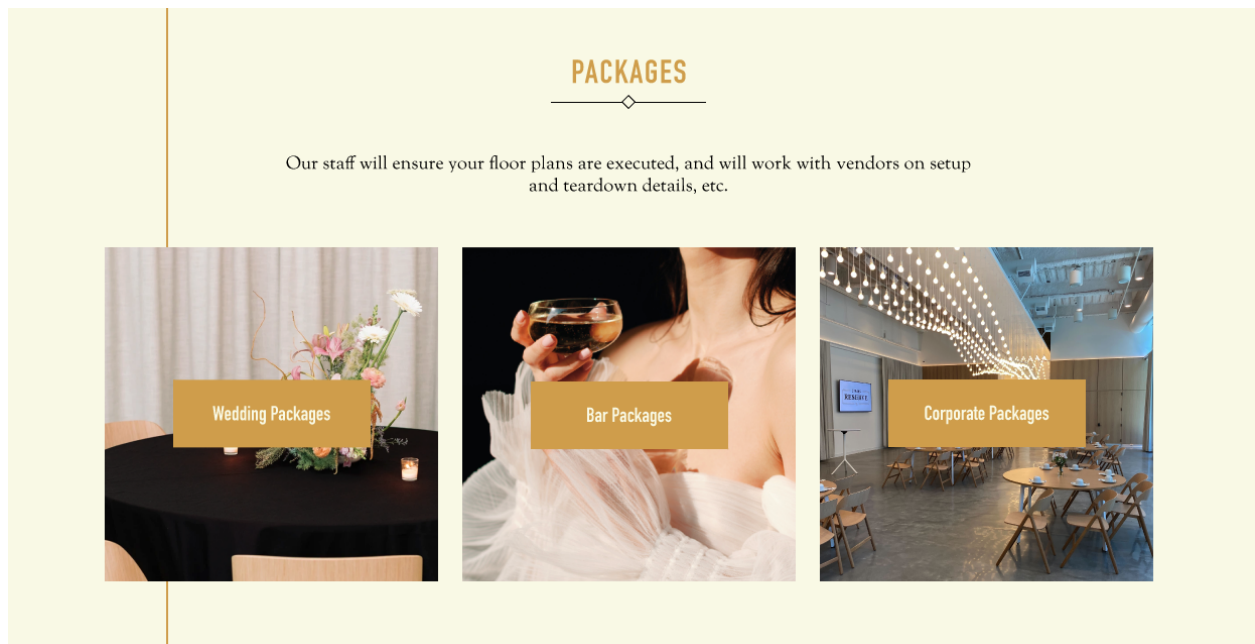
## Slider Block

- All Sliders will have (Prev, Next arrows with diamond indicators to show you what image you are on.)
- Button
- Chevron arrow
- Diamond Indicators Number of indicators is 1:1
  - Home Page
    - Features all images
  - Wedding Packages Page
    - Features only Wedding related images
  - Bar Packages Page
    - Features only Bar related images
  - Corporate Pages
    - Features only Corporate related images




## CTA Block

- Home Page Only
  - H2 Header
  - P1 Text
  - 3 Package CTA's
    - Wedding Packages
      - Button
      - Proportionate image behind Button
    - Bar Packages
      - Button
      - Proportionate image behind Button
    - Corporate Packages
      - Button
      - Proportionate image behind Button
  - CTA are spaced horizontally & Vertically next to one another
  - Buttons are center over the image



## Gallery Block

- Three Column Masonry/Salon Gallery [24px spacing]



# FORMS

## Footer + Contact Form

**Description:** Forms will be embedded through Triple Seat

# THIRD-PARTY PLUGINS & INTEGRATIONS

## reCAPTCHA\* (if not provided through Triple Seat)

**Description:** A Google-powered spam prevention tool that constantly scans the site and tests for the vulnerabilities and bots.

**Implementation:** P3 will create a set of keys for development to add reCAPTCHA to the site. Upon launch, The Miller Group will be added as an owner to the keys.

**Documentation:** <https://developers.google.com/recaptcha/intro>

## Yoast SEO

**Description:** A search engine optimization plug-in for WordPress.

**Implementation:** The free version allows us to add meta images, custom titles and meta descriptions on a page-by-page basis. If more customization is required, other plan tiers may be up for consideration.

**Documentation:** <https://yoast.com/wordpress/plugins/seo/>